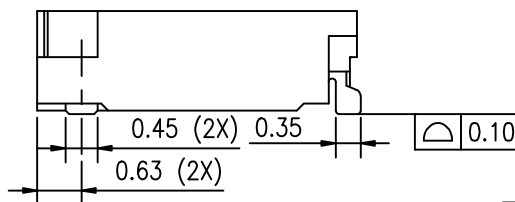
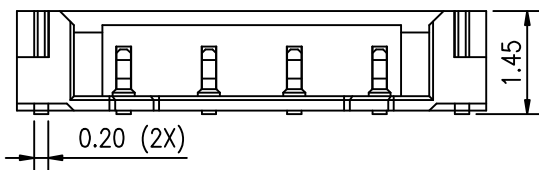


RECOMMENDED PCB LAYOUT
(GENERAL TOLERANCE ±0.05)



NOTES:

1. MATERIAL:

- 1.1 HOUSING: HALOGEN FREE PLASTIC, HIGH TEMP; UL94V-0.
- 1.2 CONTACT: COPPER ALLOY.
- 1.3 FITTING NAIL: COPPER ALLOY

2. FINISH:

- 2.1 TERMINAL CONTACT:
50u" MIN. NICKEL UNDERPLATING OVERALL.
1: GOLD FLASH.
T: 10u" MIN GOLD ON CONTACT AREA.
- 2.2 TERMINAL SOLDER:
50u" MIN. NICKEL UNDERPLATING OVERALL.
1: GOLD FLASH.
T: GOLD FLASH.
- 2.3 FITTING NAIL:
50u" MIN. NICKEL UNDERPLATING OVERALL.
100u" MIN. MATT TIN PLATING

3. SPEC. PLS. REFER TO PS-50269-XXXX-XXX

4. PACKAGE PLS. SEE P/N LEGEND

5. PART NUMBER

51220-XXX X X-XXX

NO OF CKT

PACKING

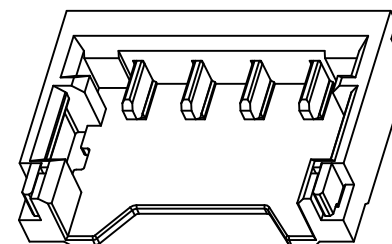
0: TAPE & REEL

PLATING

1: GOLD FLASH

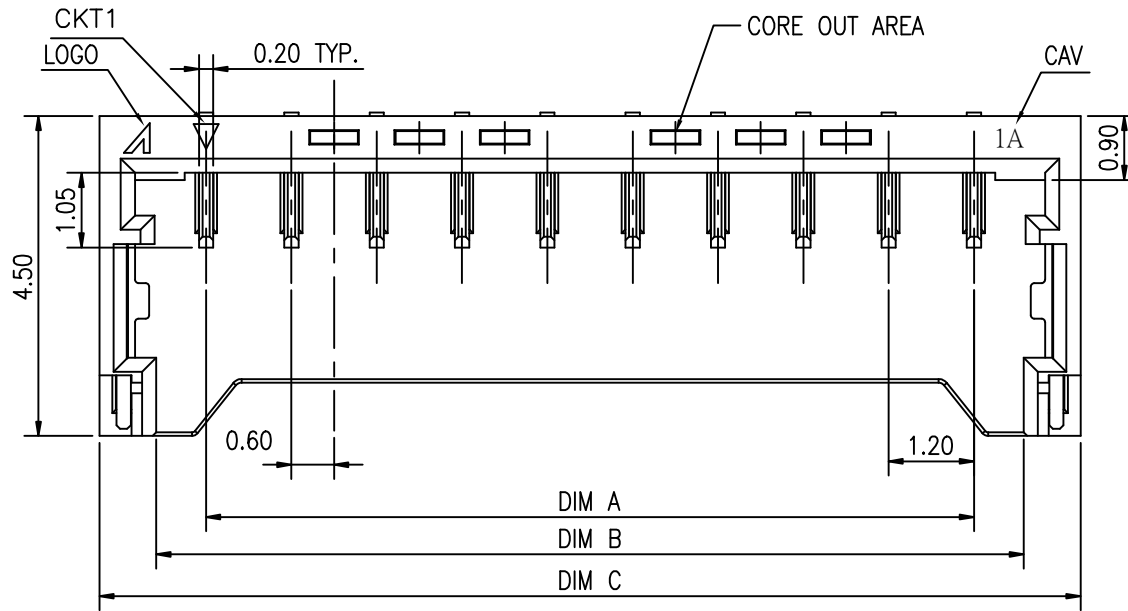
T: 10u" GOLD ON CONTACT AREA

| XXX | PACKAGE | Material & Color |
|-----|--------------------|--------------------|
| 001 | 91223-XXXXX-TRP | HF PLASTIC & BLACK |
| 003 | 51220-XXXXX-XX-TRP | HF PLASTIC & BLACK |
| 004 | 91223-XXXXX-07-TRP | HF PLASTIC & BLACK |
| 005 | 91223-XXXXX-TRP | HF PLASTIC & WHITE |
| W01 | 91223-XXXXX-XX-TRP | HF PLASTIC & BLACK |
| 006 | 51220-XXXXX-XX-TRP | HF PLASTIC & WHITE |
| 007 | 51220-XXXXX-06-TRP | HF PLASTIC & BLACK |
| 008 | 51220-XXXXX-06-TRP | HF PLASTIC & BLACK |
| U01 | 51220-XXXXX-05-TRP | HF PLASTIC & BLACK |



| CKT | Dim A | Dim B | Dim C |
|-----|-------|-------|-------|
| 2 | 1.2 | 2.6 | 4.2 |
| 3 | 2.4 | 3.8 | 5.4 |
| 4 | 3.6 | 5.0 | 6.6 |
| 5 | 4.8 | 6.2 | 7.8 |
| 6 | 6.0 | 7.4 | 9.0 |
| 7 | 7.2 | 8.6 | 10.2 |
| 8 | 8.4 | 9.8 | 11.4 |
| 9 | 9.6 | 11.0 | 12.6 |
| 10 | 10.8 | 12.2 | 13.8 |

| | | | |
|---|--------------------------|---------------------|---|
| QUALITY SYMBOLS MAJOR Ⓢ CRITICAL Ⓢ | DRAWN BY MengMeng | DATE 23'/09/02 | |
| GENERAL TOLERANCES (UNLESS SPECIFIED) | CHECKED BY XuZhiYong | DATE 23'/09/02 | |
| X. ±0.5 .X ±0.25 .XX ±0.15 .XXX ±0.1 ANGLES ±2° | APPROVED BY XuZhiYong | DATE 23'/09/02 | TITLE 1.2mm PITCH WTB WAFER CONNECTOR |
| | UNITS mm | SCALE 1 : 1 | SIZE A4 |
| | | SHEET NO. 1 OF 2 | DWG NO. 51220-XXXXX-XXX |
| | | | REV H |
| | | | PART NO. SEE NOTES |



CORE OUT AREA OF 5PIN ~ 10PIN

| | | | | |
|---|---|----------------------------|---|------------------------------|
| QUALITY SYMBOLS MAJOR Ⓢ CRITICAL Ⓢ | DRAWN BY MengMeng | DATE 23'/09/02 | | |
| | CHECKED BY XuZhiYong | DATE 23'/09/02 | | |
| GENERAL TOLERANCES (UNLESS SPECIFIED) | APPROVED BY XuZhiYong | DATE 23'/09/02 | TITLE 1.2mm PITCH WTB WAFER CONNECTOR | |
| | X. ±0.5 .X ±0.25 .XX ±0.15 .XXX ±0.1 ANGLES ±2° | UNITS mm | | SIZE A4 |
| | SCALE 1 : 1 | SHEET NO. 2 OF 2 | REV H | PART NO. SEE NOTES |